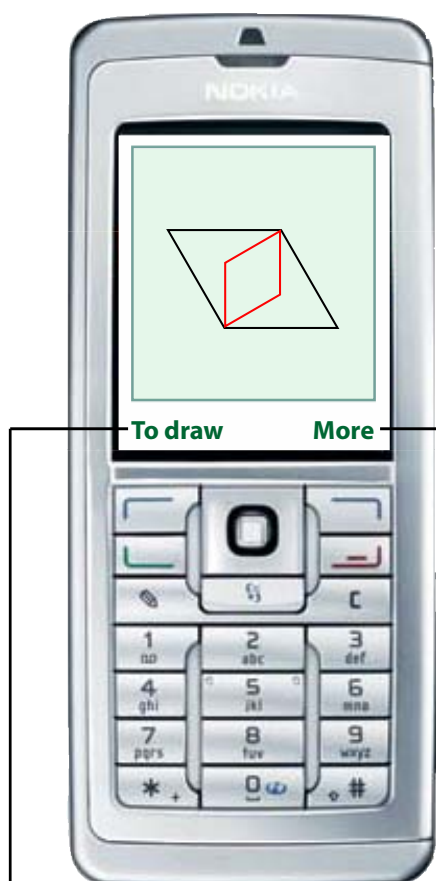


# Crystallography on mobile phones

## Escher Mobile Guide



To draw More


### To move / To draw

Switch between modes.  
When in Draw mode an object makes a trace while moving.

Shortcut key **5**

### Tool

Shortcut key **\***



Choose a hiral or non-hiral object

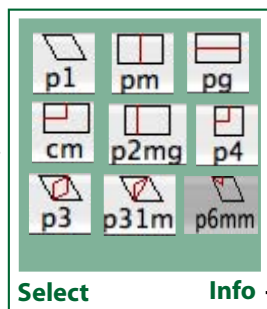
Eraser

Repaint current object (if possible)  
Shortcut key **7**

Select Color

### Symmetry

Shortcut key **#**



Choose one of 17 planar groups to put your object in.  
Red contour outlines the asymmetric unit.

Scroll down to see all groups.

Text memo about the group

Select Info

### Resize cell

Shortcut key **+**

by moving top-left and bottom-right corners.  
Be aware: resizing erases the existing design.

### Clear

Shortcut key **0**

### Paint background



### Submit image

to Mobile Escher Gallery.  
Submitted images are immediately available on  
<http://escher.epfl.ch/mobile/gallery>

### Send by e-mail

whomever you like to.  
E-mail service from your provider is not required.

### About

### Exit